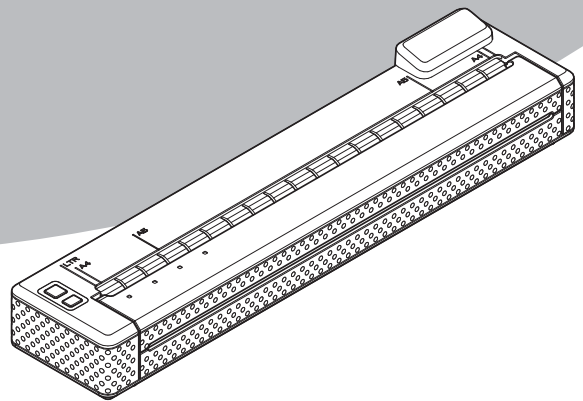


**brother**®

# ***PocketJet***

SAFETY AND LEGAL



## **PJ-673 Mobile Printer**

Read this document before using the printer.

# Introduction

Thank you for purchasing the PocketJet PJ-673 (hereafter referred to as “the printer”).

This thermal mobile printer is ultra portable and can be connected to a Mobile device or Windows® PC to make quick printouts.

The documentation included with the printer contains operating instructions, precautions and warnings. Before using the printer, be sure to read this document for information about safety and proper operation.

Save the documentation for later reference.

## Important Notice

---

- The contents of this document are subject to change without notice.
- The contents of this document may not be duplicated or reproduced, partially or in full, without permission.
- We assume no responsibility for damages arising from earthquakes, fire, other disasters, actions of third parties, the user's intentional or negligent operation, misuse or operation under other special conditions.
- We assume no responsibility for damage (such as losses, loss of business profits, lost profits, business disruptions or a lost means of communication) that may result from the use or inability to use the printer.
- If the printer is defective due to faulty manufacturing, we will replace or repair it if it is within the warranty period.
- We assume no responsibility for damages that may result from operating the printer incorrectly, for example by connecting incompatible equipment or using incompatible software.




# To use the machine safely













If the printer malfunctions, immediately stop using it, and then contact the sales representative where the printer was purchased.

## Symbols used in this document

---

The following symbols are used throughout this document.

 <b>DANGER</b>	Indicates an imminently hazardous situation which, if not avoided, will result in death or serious injuries.
 <b>WARNING</b>	Indicates a potentially hazardous situation which, if not avoided, could result in death or serious injuries.
 <b>CAUTION</b>	Indicates a potentially hazardous situation which, if not avoided, may result in minor or moderate injuries.
<b>IMPORTANT</b>	Indicates a potentially hazardous situation which, if not avoided, may result in damage to property or loss of product functionality.

	Indicates risk of fire under certain circumstances
	Indicates risk of electric shock under certain circumstances
	Indicates risk of burns under certain circumstances
	Indicates risk that rechargeable Ni-MH/Li-ion battery may rupture under certain circumstances.
	Indicates an action that must not be performed
	Indicates risk of combustion if fire is nearby
	Indicates risk of injury if the indicated part of the printer is touched
	Indicates risk of injury, such as electric shock, if the indicated part of the printer is disassembled
	Indicates risk of electric shock if the operation is performed with wet hands
	Indicates risk of electric shock if the printer is exposed to water
	Indicates an action that must be performed
	Indicates that the AC power cord must be disconnected from the electrical outlet

## Important safety instructions

### DANGER




#### Rechargeable Ni-MH Battery/Rechargeable Li-ion Battery

















Carefully observe the following precautions for the optional rechargeable Ni-MH Battery/rechargeable Li-ion battery (hereafter, referred to as “rechargeable battery”). Failure to observe these instructions may result in heat or cracks being produced, leaking, electrical short, explosion, smoke, fire, electric shock or damage.

- To charge the rechargeable battery, use the AC adapter/DC cable designed specifically for this printer.
- Do not disassemble or modify the rechargeable battery. Doing so could disable the safety mechanisms and protection circuitry within the rechargeable battery.
- Do not allow wires or other metal objects to come into contact with the terminal ends of the rechargeable battery. For example, do not carry or store with metal objects such as necklaces or hairpins. This could cause an electrical short, and could cause metal objects such as wires, necklaces, or hairpins to overheat.
- Do not intentionally overheat the rechargeable battery or dispose of it in fire. This could cause the internal insulation to melt, gas to be emitted, or safety mechanisms to fail. Additionally, the electrolyte could catch fire.
- Do not use or leave the rechargeable battery near fire, heaters, or other high temperature locations.
- Do not allow the rechargeable battery to come into contact with or to be immersed in liquid. The safety mechanisms and protection circuitry within the rechargeable battery could become disabled.
- Do not charge the rechargeable battery near a fire or in direct sunlight. This could cause the protection circuitry, which is designed to prevent danger caused by high heat, to activate, causing the rechargeable battery to stop charging or charging to occur with excessive current/voltage due to failure of the circuitry. In addition, this may cause an abnormal chemical reaction to occur within the rechargeable battery.
- Do not put pressure on the rechargeable battery, pierce it, throw it or expose it to any severe shocks. Damage to the rechargeable battery's protection circuitry could cause the rechargeable battery to be recharged at an abnormal current/voltage or cause an abnormal chemical reaction within the rechargeable battery.
- Do not use the rechargeable battery if it is severely damaged or deformed.
- Do not directly solder any connections to the rechargeable battery.
- Do not use the rechargeable battery with the polarity reversed. Check the orientation of the rechargeable battery before inserting it, and do not try to force the rechargeable battery into the printer. Charging the rechargeable battery with the polarity reversed could cause an abnormal chemical reaction within the rechargeable battery or abnormal current flow during discharge.
- Use the rechargeable battery only with approved devices. Use with other devices may result in lower battery performance or battery life.
- Do not peel off or scratch the covering of the rechargeable battery. If the covering becomes scratched, stop using the rechargeable battery.
- Do not put the rechargeable battery, or a printer with the rechargeable battery installed, into a microwave oven or a high pressure container.






















## ! DANGER

	Liquid (electrolyte) leaking from the printer or rechargeable battery may indicate that the rechargeable battery is damaged.
	If the rechargeable battery leaks, immediately move the printer or rechargeable battery away from flames or other sources of extreme heat. Place the printer or rechargeable battery in a bag to isolate it.
	Do not touch the liquid (electrolyte). If electrolyte gets in your eyes or the eyes of another person, do not rub the eyes. Immediately rinse the eyes liberally with clean water and seek the advice of a medical professional, as the electrolyte could cause eye damage.
	If the liquid contacts your skin or clothing, immediately rinse them with water.
	Keep the printer and its accessories (rechargeable battery, consumables, plastic bags, labels, etc.) out of the reach of children, particularly infants, or injury may result, particularly if the child ingests or attempts to ingest any of these items.

## ! WARNING


























Printer	
	Do not use the printer where its use is prohibited, such as on an airplane. This could affect the airplane equipment, resulting in an accident.
	Do not use the printer in special environments, such as near medical equipment. Electromagnetic waves may cause the medical equipment to malfunction.
	Users with pacemakers should consult a medical professional before using the printer. They should move away from the machine if they sense any abnormalities.
	Do not insert foreign objects into the printer or its connectors and ports, otherwise fire, electric shock, or damage may result.
 	If foreign objects are dropped into the printer, immediately turn it off, disconnect the AC adapter/DC cable from the electrical outlet, remove the rechargeable battery from the printer, and then contact the sales representative where the printer was purchased. If you continue to operate the printer, fire, electric shock, or damage may result.
   	Do not operate, charge, or store the printer in the following locations, otherwise leaking, fire, electric shock, or damage may result. <ul style="list-style-type: none"> <li>■ In a location near water or where the product will be exposed to moisture or condensation, such as in a bathroom, near a water heater or in an extremely humid location.</li> <li>■ In an extremely dusty location</li> <li>■ In an extremely hot location, such as near naked flames, heaters, or in direct sunlight</li> <li>■ In a closed car under a hot sun</li> </ul>
	If lightning strikes nearby or your area is experiencing a storm that could produce lightning, disconnect the AC adapter/DC cable from the electrical outlet. If lightning strikes nearby, do not touch the printer, since there is a risk of electric shock.
  	Do not try to disassemble or alter the printer, otherwise fire, electric shock, or damage may result. For servicing, adjustments or repairs, contact the sales representative where the printer was purchased. (The warranty does not cover repairs for damage resulting from disassembly or alterations performed by the user.)

## ! WARNING



















  	<p>The printer may be damaged if it is dropped or subjected to strong shocks, such as being stepped on. If you continue to operate a damaged printer, fire or electric shock may result. If the printer is damaged, immediately turn it off, disconnect the AC adapter/DC cable from the electrical outlet, remove the rechargeable battery from the printer, and then contact the sales representative where the printer was purchased.</p>
   	<p>If the printer operates abnormally (for example, if it produces smoke, an unusual odor, or noise), stop using it, otherwise fire, electric shock, or damage may result. Immediately turn off the printer, disconnect the AC adapter/DC cable from the electrical outlet, remove the rechargeable battery from the printer, and then contact the sales representative where the printer was purchased for repairs.</p>
  	<p>Stop operating the printer if it leaks, becomes discolored or deformed, or if it otherwise appears defective.</p>
  	<p>Do not charge the printer with an AC adapter/DC cable other than that specified.</p>
  	<p>If the printer is not fully charged after the appropriate amount of time (120 minutes for the rechargeable Ni-MH battery and 180 minutes for the rechargeable Li-ion battery) has passed, nonetheless stop charging it, otherwise fire, electric shock, or damage may result.</p>
  	<p>Do not place the product near chemicals or in a place where chemical spillage could occur. In particular organic solvents or liquids may cause the casing and/or cables to melt or dissolve, risking fire or electric shock. They may also cause the product to malfunction or become discolored.</p>
	<p>While using the AC adapter/DC cable, do not touch the machine during a severe thunderstorm, as this may result in electrical shock.</p>
	<p>Keep the printer and its accessories (rechargeable battery, consumables, plastic bags, labels, etc.) out of the reach of children, particularly infants, or injury may result, particularly if the child ingests or attempts to ingest any of these items.</p>

## ! WARNING

### AC adapter/DC cable

	Only use the AC adapter/DC cable designed specifically for this printer, otherwise fire, electric shock, or damage may result.
	The AC adapter/DC cable is designed specifically for use with this printer. Do not use with any other product.
	
	Do not place the product near chemicals or in a place where chemical spillage could occur. In particular organic solvents or liquids may cause the casing and/or cables to melt or dissolve, risking fire or electric shock. They may also cause the product to malfunction or become discolored.
	
	
	The printer and AC adapter/DC cable are made for use with the authorized power source (AC100-240V 50/60Hz) only. Do not use an unauthorized power source, as doing so may result in fire, electric shock, injury, or property damage. If you have questions about your power source, consult a qualified electrician.
	
	
	Do not touch the AC adapter/DC cable or the power supply plug with wet hands, otherwise electric shock may result.
	
	Do not try to disassemble, alter, or repair the AC adapter/DC cable, otherwise fire, electric shock, or injury may result.
	For servicing, adjustments or repairs, contact the sales representative where the printer was purchased.
	
	Do not spill water or drinks on the AC adapter/DC cable. In addition, do not use the AC adapter/DC cable in a location where it may get wet, otherwise explosion or electric shock may result.
	
	
	If the power supply plug becomes dirty (for example, if it becomes covered with dust) disconnect it from the electrical outlet, and wipe it with a dry cloth. Continuing to use a dirty power supply plug may result in fire.
	
	When disconnecting the AC power cord, do not pull on the cord, or fire or electric shock may result. Pull only on the plug itself.
	
	
	Do not insert foreign objects into the AC adapter/DC cable, otherwise burns or electric shock may result.
	
	

## ! WARNING

 	<p>Use the AC adapter/DC cable correctly and observe the following precautions, otherwise fire or electric shock may result.</p> <ul style="list-style-type: none"> <li>■ Do not damage the AC adapter/DC cable.</li> <li>■ Do not modify the AC adapter/DC cable.</li> <li>■ Do not twist, pull or severely bend the AC adapter/DC cable.</li> <li>■ Do not expose the AC adapter/DC cable to heat.</li> <li>■ Do not bind the AC adapter/DC cable.</li> <li>■ Do not place objects on the AC adapter/DC cable or allow it to be pinched.</li> </ul>
 	<p>If the AC adapter/DC cable is damaged, request a new one from the sales representative where the printer was purchased.</p>
	<p>Keep the AC adapter/DC cable out of the reach of children, particularly infants, otherwise injury may result.</p>
  	<p>Do not use the AC adapter/DC cable near flames or heaters. If the covering of the AC adapter/DC cable cord melts, fire or electric shock may result.</p>
 	<p>Do not overload electric outlets or plug multiple devices into the same electric outlet. There is a risk of fire, electric shock, and damage.</p>
 	<p>Before cleaning the printer, disconnect the AC adapter/DC cable from the electrical outlet, otherwise electric shock may result.</p>
  	<p>When connecting the AC adapter/DC cable, always push the plug into the electric outlet as far as it will go in order to ensure a solid connection, otherwise fire, electric shock, or damage may result.</p>
	<p>If the printer will not be used for a long period of time, disconnect the AC adapter/DC cable from the printer and the electrical outlet.</p>
 	<p>Brother strongly recommends that you DO NOT use any extension cord.</p>

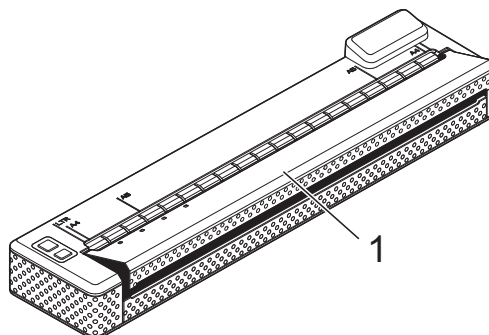


## ! CAUTION

### Printer



Do not hold only the release cover. If the cover comes off and the printer falls, injury may result.



**1 Release cover**

## General Precautions

### Rechargeable battery



At the time of purchase, the rechargeable battery is slightly charged so that the printer can be operated; however, the rechargeable battery should be fully charged with the specified battery charger (AC adapter/DC cable) before the printer is used.



If the printer will not be used for a long period of time, remove the rechargeable battery from the printer, and then store it in a location where it is not exposed to static electricity, high humidity, or high temperatures (temperatures between 15 and 25 °C (59 and 77 °F) and 40% to 60% humidity are recommended). In order to maintain the efficiency and life of the rechargeable battery, charge it at least every six months.



When removing the rechargeable Ni-MH battery from the printer, be sure to grab the connector while disconnecting it.

Pulling on the rechargeable Ni-MH battery may result in damage, such as broken wires.



The printer is powered with a rechargeable battery. If the printer can only be used for a short period of time, even though the rechargeable battery is fully charged, it may have reached the end of its service life. Replace the rechargeable battery with a new one.

When replacing the rechargeable battery, cover the old battery terminals that make contact with the printer with tape to prevent the terminals from shorting.

## IMPORTANT

### Printer



Do not use the printer near any machine that can cause electromagnetic interference, such as a television or radio. Doing so may cause the machine to malfunction.

### AC adapter/DC cable



Do not wind the AC adapter/DC cable cable around the adapter or bend the cable, otherwise the cable may be damaged.



Do not use the AC adapter/DC cable near microwave ovens, otherwise damage to the AC adapter/DC cable or printer may result.

# Trademarks

The Brother logo is a registered trademark of Brother Industries, Ltd.

Brother is a trademark of Brother Industries, Ltd.

© 2013 Brother Industries, Ltd. All rights reserved.

Microsoft, Windows and Windows Vista are registered trademarks of Microsoft Corporation in the United States and other countries.

Adobe and Reader are either registered trademarks of Adobe Systems Incorporated in the United States and/or other countries.

QR Code is a registered trademark of DENSO WAVE INCORPORATED in JAPAN and other countries. QR Code Generating Program Copyright © 2008 DENSO WAVE INCORPORATED.

BarStar Pro Encode Library (DataMatrix, PDF417) Copyright © 2007 AINIX Corporation. All rights reserved.

Epson ESC/P is a registered trademark of Seiko Epson Corporation.

Each owner whose software title is mentioned in this document has a Software License Agreement specific to its proprietary programs.

All other software and product names mentioned are trademarks or registered trademarks of their respective companies.

## Open Source Licensing Remarks

This product includes open-source software.

To see the open source licensing remarks, please go to the manual download selection on your model's home page of Brother Solutions Center at <http://solutions.brother.com/>.

# Regulation

## CAUTION

RISK OF EXPLOSION IF BATTERY IS REPLACED BY AN INCORRECT TYPE.  
DISPOSE OF USED BATTERIES ACCORDING TO THE INSTRUCTIONS.

## Federal Communications Commission (FCC) Declaration of Conformity (For USA Only)

---

Responsible Party: Brother Mobile Solutions, Inc.  
100 Technology Drive Suite 250A  
Broomfield, CO 80021 U.S.A.  
Tel: (303) 460-1600

Product Name: Mobile Printer  
Model Number: PJ-673

PJ-673 is equipped with WLAN device with FCC ID: ANSBP3591.

This device complies with Part 15 of the FCC Rules. Operation is subject to the following two conditions: (1) this device may not cause harmful interference, and (2) this device must accept any interference received, including interference that may cause undesired operation.

This equipment has been tested and found to comply with the limits for a Class B digital device, pursuant to Part 15 of the FCC Rules. These limits are designed to provide reasonable protection against harmful interference in a residential installation. This equipment generates, uses, and can radiate radio frequency energy and, if not installed and used in accordance with the instructions, may cause harmful interference to radio communications. However, there is no guarantee that interference will not occur in a particular installation. If this equipment does cause harmful interference to radio or television reception, which can be determined by turning the equipment off and on, the user is encouraged to try to correct the interference by one or more of the following measures:

- Reorient or relocate the receiving antenna.
- Increase the separation between the equipment and receiver.
- Connect the equipment into an outlet on a circuit different from that to which the receiver is connected.
- Consult the dealer or an experienced radio/TV technician for help.
- This transmitter must not be co-located or operated in conjunction with any other antenna or transmitter.

### Important

- The enclosed interface cable should be used in order to ensure compliance with the limits for a Class B digital device.

**CAUTION**

- Changes or modifications not expressly approved by Brother Mobile Solutions, Inc. could void the user's authority to operate the equipment.
- To maintain compliance with FCC's RF exposure guidelines, use only the supplied antenna. Unauthorized antenna, modification, or attachments could damage the transmitter and may violate FCC regulations.

The available scientific evidence does not show that any health problems are associated with using low power wireless devices. There is no proof, however, that these low power wireless devices are absolutely safe. Low Power Wireless devices emit low levels of radio frequency energy (RF) in the microwave range while being used. Whereas high levels of RF can produce health effects (by heating tissue), exposure of low-level RF that does not produce heating effects causes no known adverse health effects. Many studies of low-level RF exposures have not found any biological effects. Some studies have suggested that some biological effects might occur, but such findings have not been confirmed by additional research. PJ-673 has been tested and found to comply with FCC radiation exposure limits set forth for an uncontrolled environment and meets the FCC radio frequency (RF) Exposure Guidelines in Supplement C to OET65.

## Industry Canada Compliance Statement (For Canada only)

---

This device complies with Industry Canada licence-exempt RSS standard(s).

Le présent appareil est conforme aux CNR d'Industrie Canada applicables aux appareils radio exempts de licence.

### **Operation is subject to the following two conditions:**

(1) this device may not cause interference, and (2) this device must accept any interference, including interference that may cause undesired operation of the device.

### **L'exploitation est autorisée aux deux conditions suivantes :**

(1) l'appareil ne doit pas produire de brouillage, et (2) l'utilisateur de l'appareil doit accepter tout brouillage radioélectrique subi, même si le brouillage est susceptible d'en compromettre le fonctionnement.

The available scientific evidence does not show that any health problems are associated with using low power wireless devices. There is no proof, however, that these low power wireless devices are absolutely safe. Low power Wireless devices emit low levels of radio frequency energy (RF) in the microwave range while being used. Whereas high levels of RF can produce health effects (by heating tissue), exposure of low-level RF that does not produce heating effects causes no known adverse health effects. Many studies of low-level RF exposures have not found any biological effects. Some studies have suggested that some biological effects might occur, but such findings have not been confirmed by additional research. PJ-673 has been tested and found to comply with IC radiation exposure limits set forth for an uncontrolled environment and meets RSS-102 of the IC radio frequency (RF) Exposure rules.

Les connaissances scientifiques dont nous disposons n'ont mis en évidence aucun problème de santé associé à l'usage des appareils sans fil à faible puissance. Nous ne sommes cependant pas en mesure de prouver que ces appareils sans fil à faible puissance sont entièrement sans danger. Les appareils sans fil à faible puissance émettent une énergie radioélectrique (RF) très faible dans le spectre des micro-ondes lorsqu'ils sont utilisés. Alors qu'une dose élevée de RF peut avoir des effets sur la santé (en chauffant les tissus), l'exposition à de faibles RF qui ne produisent pas de chaleur n'a pas de mauvais effets connus sur la santé. De nombreuses études ont été menées sur les expositions aux RF faibles et n'ont découvert aucun effet biologique. Certaines études ont suggéré qu'il pouvait y avoir certains effets biologiques, mais ces résultats n'ont pas été confirmés par des recherches supplémentaires. PJ-673 a été testé et jugé conforme aux limites d'exposition aux rayonnements énoncées pour un environnement non contrôlé et respecte les règles d'exposition aux fréquences radioélectriques (RF) CNR-102 de l'IC.

**brother**<sup>®</sup>



LBC261001